

2021 SCDRTAP Public Hearing

NJ TRANSIT

*Office of Local Programs, Minibus Support
and Community Transportation
October 13, 2020*



Our Mission

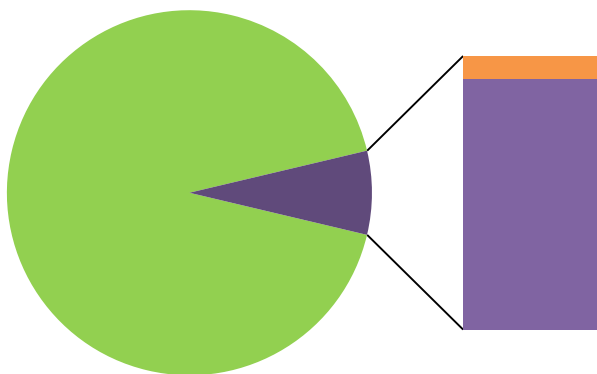
To provide creative solutions for coordinating and enhancing mobility for the state's transit-dependent residents through community transportation and mobility management. We achieve this through funding and the integration of available technological advances in both service delivery and administration; public participation through stakeholder meetings; training opportunities for staff at all levels; and the promotion of interconnectivity between community transportation and fixed-route bus, light rail, and commuter rail systems.

Why This Public Hearing?

- By law NJ TRANSIT must hold annual public hearings to receive comments from the public on the administration of the Senior Citizen and Disabled Resident Transportation Assistance Program. (SCDRTAP)
- NJ TRANSIT hearings being held on Tuesday, October 13, 2020 as follows:
 - **Southern Region – 5- 6:00 pm**
 - **Central Region – 6 - 7:00 pm**
 - **Northern – 7-8:00 pm**

What is SCDRTAP?

- New Jersey Casinos pay a tax of 8% on their gaming revenue.
- The Casino Revenue tax is dedicated to programs for seniors and people with disabilities.
- By law, 8.5% of the total tax collected is set aside for community transportation through the Senior Citizen Disabled Resident Transportation Assistance Program (SCDRTAP), administered by NJ TRANSIT.
 - Other Casino Revenue tax-funded programs include Pharmaceutical Assistance to the Aged & Disabled (PAAD), Division of Disabilities Services as well as other services/programs for senior and disabled residents.



■ Casino Revenues

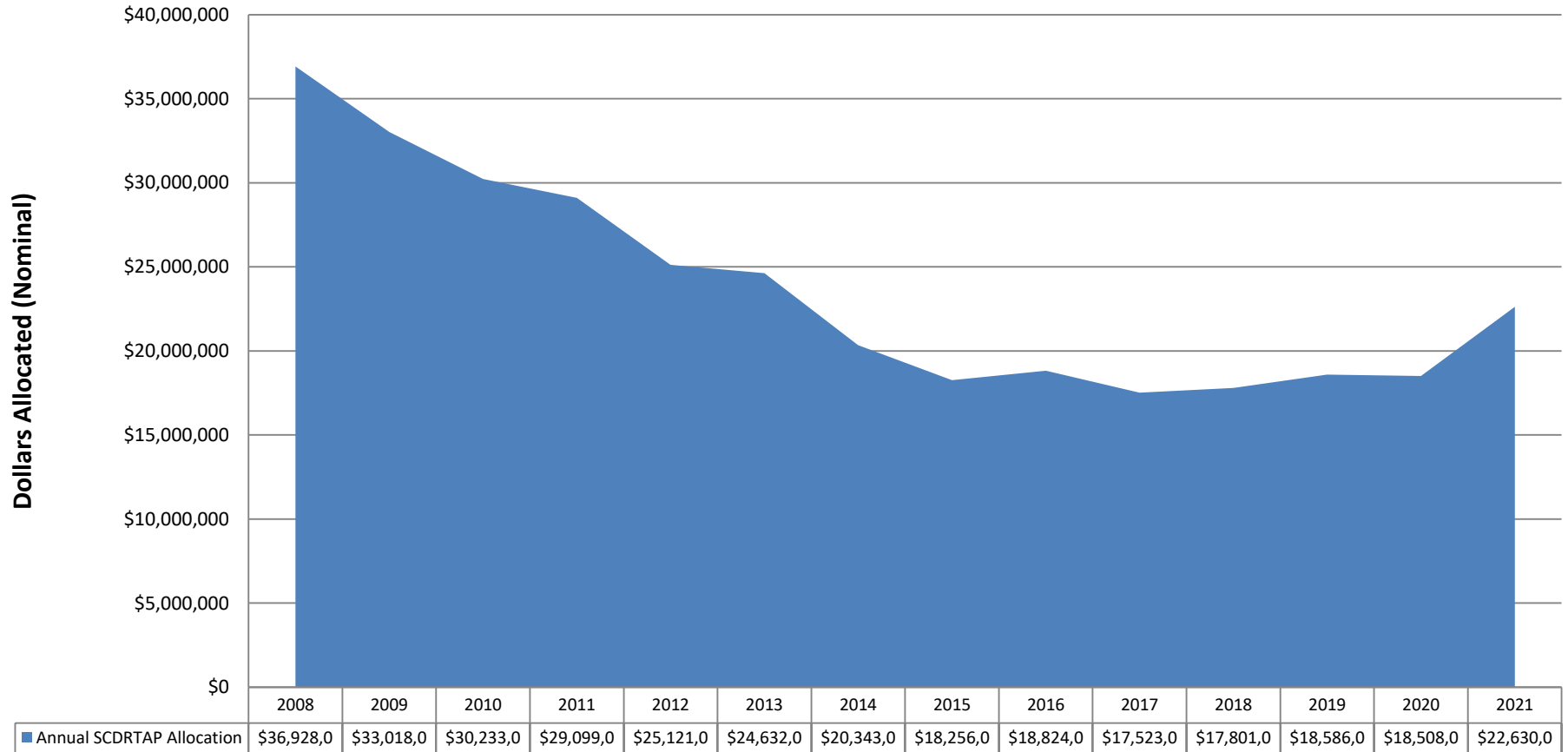
■ Senior Citizen & Disabled Resident Transportation Assistance Program (SCDRTAP)

■ Other Programs

SCDRTAP Funding History

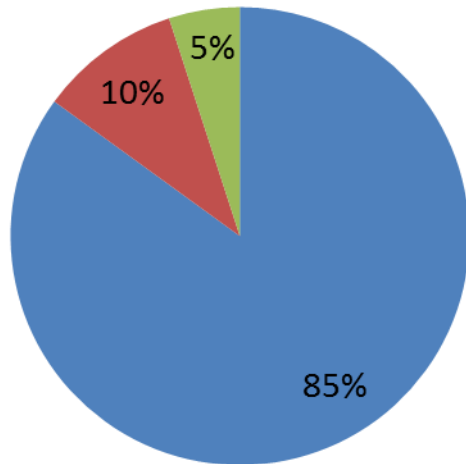
In FY2021 funding had a 22% increase due to the boom of the casinos and the introduction of Sports Betting in New Jersey (in 2019).

Annual SCDRTAP Allocations, 2008-2021



How are Funds Distributed?

SCDRTAP Funding Allocations



- Counties
- NJT for Program Administration
- NJT for Accessibility Projects

- 85% of funding goes to the counties
- 10% of the funding is used for managing the program
- 5% of the funding is used for NJ TRANSIT accessibility projects

How is the 85% Distributed to the Counties?

- Once NJ TRANSIT receives its allocation in the Governor's budget, funds **must be distributed among the counties according to a defined formula:**
 - Based upon each county's percentage of the State's total 60+ year-old population
 - No county may receive more than 10% of the total allocation available to counties

Proposed FY 2021 Allocations

- **TOTAL 2021 Allocation**
\$22,630,000

- **Funding to Counties**
\$19,235,500

- **NJ TRANSIT**
\$3,394,500

- (For Administration and Accessibility)

COUNTY	2020 BUDGET	2021 BUDGET
Atlantic	\$507,741	\$620,823
Bergen	\$1,378,526	\$1,685,543
Burlington	\$817,399	\$999,446
Camden	\$868,441	\$1,061,856
Cape May	\$344,859	\$421,664
Cumberland	\$344,859	\$421,664
Essex	\$1,199,260	\$1,466,353
Gloucester	\$477,489	\$583,833
Hudson	\$873,581	\$1,068,140
Hunterdon	\$344,859	\$421,664
Mercer	\$608,916	\$744,531
Middlesex	\$1,300,658	\$1,590,333
Monmouth	\$1,148,580	\$1,404,385
Morris	\$896,708	\$1,096,419
Ocean	\$1,378,526	\$1,685,543
Passaic	\$795,236	\$972,347
Salem	\$344,859	\$421,664
Somerset	\$529,273	\$647,150
Sussex	\$344,859	\$421,664
Union	\$882,310	\$1,078,814
Warren	\$344,859	\$421,664
Total County	\$15,731,800	\$19,235,500
NJ TRANSIT**	\$ 2,776,200	\$3,394,500
TOTAL	\$18,508,000	\$22,630,000

Annual SCDRTAP County Funding Process

- SCDRTAP funds the county coordinated transportation systems for senior citizens and people with disabilities.
 - Funds can be used for operating, administrative and capital expenses related to transportation for senior citizens and people with disabilities.
 - Each county or its designee has an annual public hearing for SCDRTAP funds.
 - Each county or its designee must submit an annual application to NJT's Local Programs.
 - Applications are reviewed to ensure program consistency and compliance.

How is the other 15% spent?

NJ TRANSIT Administrative Support:

- Administers the statewide SCDRTAP program
 - Annual application review – requires local public hearings and SCDRTAP advisory committee input
 - Verify reimbursement requests from recipients
 - Review vehicle specifications and inspect vehicles and equipment

How is the other 15% spent? (continued)

NJ TRANSIT 's Oversight and Operational Support:

- Provides technical assistance to counties and other local community transportation providers
- Monitors operations - site visits
- Provides driver, safety and management training
- Attends local citizen advisory committee meetings during the year
- Promotes best practices among recipients
- Encourages connectivity with NJ TRANSIT bus and rail services

How is the other 15% spent? (continued)

NJ TRANSIT Accessibility Enhancements:

- Develop, provide and maintain NJ TRANSIT capital improvements that add or improve accessibility
 - ADA improvements to rail stations
 - Bus lift refurbishment

How is the other 15% spent? (continued)

Program and NJT Enhancements:

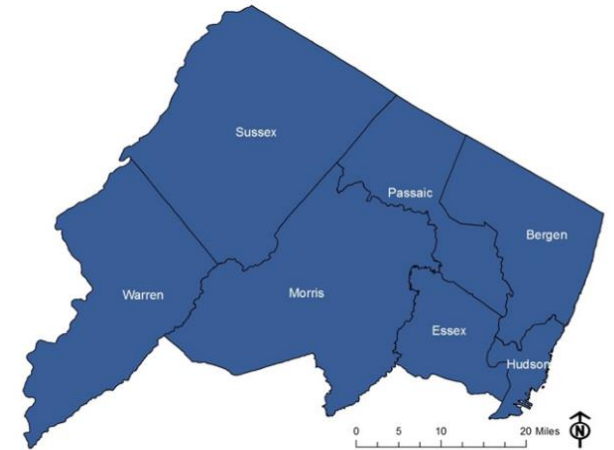
- Plan, implement and operate activities or programs which promote the use of and/or lead to improved, additional, or expanded accessible transit services. Recent projects include:
 - NJ Travel Independence Program (NJTIP) operated by Rutgers University's Voorhees Transportation Center.
 - Transportation Network Company (TNC) pilot project, allocating a small portion of SCDRTAP funds to supplement county services with TNC services (Uber, Lyft or other app-based, ride-hailing providers).
 - Refurbishment of ACCESS LINK vehicle lifts

County Ridership and Trip Purpose

- The following slides show passenger trips provided by the twenty one county transportation systems for calendar year 2019.
- Counties who provide general public transportation in addition to their senior and disabled service shown as “OTHER”.
- Counties utilizing funding that provide competitive employment for people with disabilities and the general public shown as “C-EMP”.

Northern Region

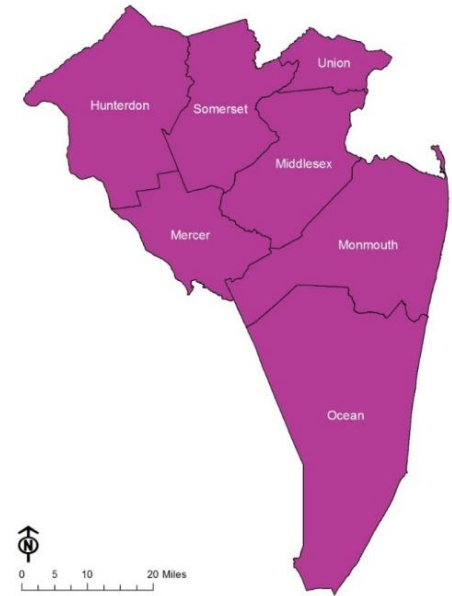
2019 Northern Region Trip Purpose Report for All Funding Programs & Percentage of Casino Trips



	Medical	NC-Emp.	C-Emp.	Recreation	Education	Nutrition	Shop	Other	Total Trips	% of Casino Trips
BERGEN	49,997	43,847	7,404	24,397	34,469	45,304	19,374	2,552	227,344	55%
ESSEX	26,980	15,483	123,997	7,853	1,191	16,509	4,011	19,883	215,907	16%
HUDSON	51,932	6,442	8,277	18,011	2,923	3,865	3,703	1,685	96,838	27%
MORRIS	21,062	15,700	3,690	56	1,889	844	8	3,407	46,656	56%
PASSAIC	27,000	11,639	11,824	7,640	1,400	43,650	9,445	12,356	124,954	47%
SUSSEX	18,459	3,638	14,722	498	1,424	4,646	7,549	46,861	97,797	7%
WARREN	17,725	13,898	5,379	2,367	166	12,517	1,965	97,594	151,611	12%
Total:	213,155	110,647	175,293	60,822	43,462	127,335	46,055	184,338	961,107	31%

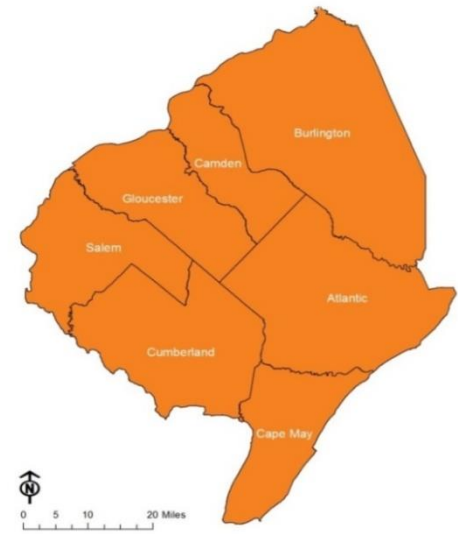
Central Region

2019 Central Region Trip Purpose Report for All Funding Programs & Percentage of Casino Trips



	Medical	NC-Emp.	C-Emp.	Recreation	Education	Nutrition	Shop	Other	Total Trips	% of Casino Trips
HUNTERDON	13,689	24,695	16,510	4,704	1,554	4	12,541	49,206	122,903	16%
MERCER	29,563	3,401	11,067	5,783	2,099	40,586	16,986	25,291	134,776	69%
MIDDLESEX	41,753	21,785	59,328	16,764	15,075	3,237	21,957	78,838	258,737	19%
MONMOUTH	19,806	9,442	519	2,617	274	12,098	13,814	1,417	59,987	54%
OCEAN	44,121	13,783	4,597	0	2,555	0	10,027	143,080	218,163	12%
SOMERSET	50,256	36,874	11,279	14,937	10	45,156	7,482	181,567	347,561	9%
UNION	51,571	20,632	81,827	1,990	548	2,060	2,509	27,291	188,428	31%
Total:	250,759	130,612	185,127	46,795	22,115	103,141	85,316	506,690	1,330,555	23%

Southern Region



2019 Southern Region Trip Purpose Report for All Funding Programs & Percentage of Casino Trips

	Medical	NC-Emp.	C-Emp.	Recreation	Education	Nutrition	Shop	Other	Total Trips	% of Casino Trips
ATLANTIC	36,500	536	5,137	8,531	71	47,196	14,589	11,922	124,482	15%
BURLINGTON	10,461	0	1,993	0	0	7,640	6,237	73,433	99,764	18%
CAMDEN	17,764	92,610	5,065	2,617	0	6,151	10,603	0	134,810	18%
CAPE MAY	29,354	22,555	6,666	8,676	378	16,192	12,713	15,182	111,716	83%
CUMBERLAND	25,365	8,339	4,513	4,494	1,047	8,555	7,965	81,695	141,973	0.12%
GLOUCESTER	12,537	22,298	2,141	34	2,383	0	1,665	1,127	42,185	48%
SALEM	12,030	487	1,788	800	266	2,549	1,002	997	19,919	61%
Total:	144,011	146,825	27,303	25,152	4,145	88,283	54,774	184,356	674,849	27%

County System Vehicle Fleet

- Our 21 county system includes 931 vehicles.
- 90% of these vehicles are fully accessible
- Minibuses and light duty transit buses are the most popular vehicle types.



County	Total Vehicles	Accessible (%)	Federally Funded (%)
Atlantic	52	52 (100%)	52 (100%)
Bergen	73	61 (84%)	5 (7%)
Burlington/Camden	57	56 (98%)	54 (95%)
Cape May	46	39 (89%)	34 (77%)
Cumberland	32	29 (91%)	27 (84%)
Essex	34	30 (88%)	10 (29%)
Gloucester	24	23 (96%)	23 (96%)
Hudson	48	48 (100%)	26 (54%)
Hunterdon	27	26 (96%)	14 (52%)
Mercer	31	31 (100%)	29 (94%)
Middlesex	69	59 (86%)	12 (17%)
Monmouth	45	42 (93%)	16 (36%)
Morris	36	14 (39%)	10 (28%)
Ocean	69	64 (93%)	12 (17%)
Passaic	55	42 (76%)	18 (33%)
Salem	16	16 (100%)	16 (100%)
Somerset	116	102 (88%)	6 (5%)
Sussex	27	27 (100%)	27 (100%)
Union	50	50 (100%)	8 (16%)
Warren	24	24 (100%)	16 (67%)
Total	931	835 (90%)	415 (45%)

COUNTY TRANSPORTATION COVID RESPONSE

This year, starting in mid-March 2020, all of New Jersey entered uncharted territory with the Governor declaring a Public Health Emergency and State of Emergency to combat the spread of the COVID-19 virus.

- The twenty one “county transportation” employees were made essential
- Services continued for non-emergency medical trips (NEMT) such as dialysis, chemo, employment, and food shopping
- Developed “safe” operating plans to keep drivers safe
- Increased cleaning of vehicles and purchased disinfection foggers
- The county systems started providing meal deliveries for homebound seniors when NJ’s nutrition sites closed

FTA COVID-19 Response

THE FTA donated face masks to New Jersey's county transportation providers. Next few slides show various New Jersey transportation providers continuing senior and disabled services during the pandemic.





Local Programs, Minibus Support and Community Transportation Contacts

Contact	Title	Phone	Email
Anna R. Magri	Director, Local Programs and Minibus Support and Community Transportation	(973) 491-7381	AMagri@njtransit.com
Fred Storey	Manager of Community Transportation	(973) 491-8569	FStorey@njtransit.com
Elaine Restaino	Assistant Planner for Community Transportation	(973) 491-7372	ERestaino@njtransit.com
Winsome Lightbody	Southern Community Transportation Grants Administrator – CMAQ shuttles and capital , NJ-JARC, New Freedom and TMAs	(973) 491-8333	wlightbody@njtransit.com
Brian Miguel	Northern Community Transportation Grants Administrator – CMAQ shuttles and capital, NJ JARC, New Freedom, TMAs, Bike lockers and Van Pools	(973) 491-8576	bmiguel@njtransit.com
Janelle Rivera	Manager of Local Programs – SCDRTAP, Section 5310 and Section 5311	(973) 491-8346	JRivera1@njtransit.com
Gloria Menjura	Regional Program Assistant Local Programs	(973) 491-8767	gmejura@njtransit.com
Isabel Rojas	Northern Regional Program Administrator (Bergen, Hudson, Essex, Morris, Passaic, Sussex, Warren)	(973) 491-7456	lorojas@njtransit.com
Lauren Williams	Central Regional Program Administrator (Hunterdon, Mercer, Middlesex, Monmouth, Ocean, Somerset, Union)	(973) 491-7374	LNwilliams@njtransit.com
Lisa Tulley	Southern Regional Program Administrator (Atlantic, Burlington, Camden, Cape May, Cumberland, Gloucester, Salem)	(973) 491-8397	LTulley@njtransit.com
Lea Sheridan	Manager of Minibus Support – training and Drug and Alcohol program	(973) 491-8043	LSheridan@njtransit.com
William Veniscofski	Quality Assurance Specialist – vehicle inspector (Atlantic, Burlington, Camden, Cape May, Cumberland, Gloucester, Hunterdon, Mercer, Middlesex, Monmouth, Ocean, Salem, Sussex, Warren)	(973) 491-7368	WVeniscofski@njtransit.com
Lisa Veloz	Quality Assurance Specialist – vehicle inspector ((Bergen, Essex, Hudson, Morris, Passaic, Somerset, Union)	(973) 491-8018	LVeloz@njtransit.com
Chris Uffer	Warranty Administrator	(973) 491-7986	CUffer@njtransit.com

Additional Opportunities Available to Comment on SCDRTAP

- NJ TRANSIT will accept written comments by October 23, 2020
 - Mail: Public Hearing Comments 2020, NJT, One Penn Plaza East, Newark, NJ 07105
 - e-mail: publichearings@njtransit.com
- Each county holds annual public hearings on how it expends its share of the Casino Revenue Fund for transportation.
 - Each county has a Citizen Advisory Committee which meets throughout the year.
- Senior Citizen and Disabled Residents Citizen Transportation Advisory Committee (statewide) provides comments on SCDRTAP (Casino Revenue) funded programs as well as on NJ TRANSIT services.
 - If you are interested in participating in this committee or county committee please contact:
 - Janelle Rivera, (973) 491-8346 or jrivera1@njtransit.com
 - Anna Magri, (973) 491-7381 or amagri@njtransit.com